


# **Humber Yawl Club**

## **Risk Assessments & Control Measures**



**It is the responsibility of all members to ensure their own safety, that of fellow members and visitors at all times, and to be proactive with regard to reducing the risk of injury or damage to property.**

**Members should familiarise themselves with the risks and control measures specified within the following risk assessments and ensure they act in the appropriate manner. If you have any queries please contact the HYC Honorary Secretary.**

**Any faults or damage to club equipment or premises should be reported to the Mate or any other member of the General Committee as soon as possible.**

**All untoward incidents or near misses whilst carrying out the following tasks should be reported to the same and entered into the incident/accident report file, in order that the relevant risk assessment, work procedure or equipment can be reviewed and amended as necessary.**

**Issued by HYC General Committee  
13th January 2022**

**(Master Copy retained by HYC Honorary Secretary)**

### Register of Significant Hazards

- |   |   |
|---|---|
| 1 | Use of Duty Boat  |
| 2 | Use of Electrical Power on Pontoons, Car and Boat Parks |
| 3 | Walking on Jetty and Pontoons                           |
| 4 | Use of Strimmer   |
| 5 | Use of Boat Lift  |
| 6 | Use of Tractor  |
| 7 | Use of Winch  |
| 8 | Use of Mast Derrick                                     |
| 9 | Use of Ride-on Mower                                    |
|   |   |
|   |   |
|   |   |

**Issued by HYC General Committee  
13th January 2022**

*If you have any queries please contact the HYC Honorary Secretary*

HYC Risk Matrix			Likelihood				
			Highly Improbable	Unlikely	Probable	Very Likely	Highly Probable
			1	2	3	4	5
Severity	Insignificant/ Slight Injury	1	1	2	3	4	5
	Minor Injury (No Time lost)	2	2	4	6	8	10
	Moderate Injury (Time Lost)	3	3	6	9	12	15
	Major Injury	4	4	8	12	16	20
	Permanent Injury or Fatality	5	5	10	15	20	25

Risk Level	Response / Action to be Taken
Low	No additional control measures are required. Any remedial measures helpful rather than essential.
Medium	Efforts must be made to reduce the risk. Risk reduction measures should be implemented within a defined time period.
High	Activity should not be started or continued until the risk has been reduced. If it is not possible to reduce risk even with unlimited resources, the activity has to remain prohibited.

Issued by HYC General Committee  
13th January 2022



*If you have any queries please contact the HYC Honorary Secretary*

**Significant Hazard: Use of Mud Boat 1**

Risks Associated with Significant Hazard That Could Possibly Cause Harm	Who Might be Harmed?	Control Measures	Likelihood (With Controls in Place)	Severity (With Controls in Place)	Level of Risk with Controls in Place (L, M, H)	Further Remedial Measures to Control Risk (For Low Risks, any further remedial measures are considered helpful rather than essential)	Must be completed for existing Medium & High Level Risks			
							Target Completion Date	Likelihood (With Further Controls in Place)	Severity (With Further Controls in Place)	Resultant Level of Risk with Further Controls in Place (L, M, H)
Fire	Boat Crew	Fire extinguisher on board when in use	2	2	4 LOW					
Drowning	Boat Crew	Life jackets should be worn at all times	1	5	5 LOW					
Fall Overboard and stuck in mud	Boat Crew	Life jackets should be worn at all times	2	3	6 LOW					
Out of communication with other people on shore	Boat Crew	Mobile phone or handheld VHF radio should be available at all times	2	1	2 LOW					
Lack of knowledge of boat/engine/equipment	Boat Crew	All users should receive training on use of boat, equipment and engine prior to use All users should be competent to use the boat prior to use and be aware of boat's limitations especially regarding the protection of the engine skeg.	2	2	4 LOW	Document key training points Maintain record of trained & competent members				
Mechanical breakdown, water ingress, out of fuel	Boat Crew	Mud boat should have: - Annual inspection & service - Regular checks on all equipment (Fire extinguisher, life jackets, functioning bilge pumps, hand held VHF radio, ropes, boat hook, oars, rollocks, anchor) - Pre-use checks: boat in usable condition, engine and equipment in working condition, sufficient fuel and 2 stroke oil, paddles, anchor and wear are present	2	1	2 LOW					
Conditions of use	Boat Crew	Mud boat only for use in the creek. 2 persons must be on board during outgoing tide. A person or persons on shore must be informed of use of the boat and so can raise the alarm if the user(s) don't return.	1	2	2 LOW					
Slips, trips and hypothermia	Boat Crew	Take care when embarking, disembarking and moving around the boat. Wear suitable clothing in inclement weather.	2	3	6 LOW					
Theft	HYC Finances or Other Boat Crew in Distress	Mud boat should be fastened up securely when not in use.	2	3	6 LOW					

Issued by HYC General Committee  
13th January 2022

If you have any queries please contact the HYC Honorary Secretary

Summary of PPE Control Measures
 Oil Skins (In cold weather)
 Life Jacket
VHF Radio
Mobile Phone
Powerful Torch (In fog or darkness)

Likelihood (With Control Measures in Place)
1 Highly improbable
2 Unlikely
3 Probable
4 Very Likely
5 Highly Probable



Severity (With Control Measures in Place)
1 Insignificant/Slight Injury
2 Minor Injury (No Lost Time)
3 Moderate Injury (Time Lost)
4 Major Injury
5 Permanent Injury or Fatality

### Significant Hazard: Use of Duty Boat

Risks Associated with Significant Hazard That Could Possibly Cause Harm	Who Might be Harmed?	Control Measures	Likelihood (With Controls in Place)	Severity (With Controls in Place)	Level of Risk with Controls in Place (L, M, H)	Further Remedial Measures to Control Risk (For Low Risks, any further remedial measures are considered helpful rather than essential)	Must be completed for existing Medium & High Level Risks			
							Target Completion Date	Likelihood (With Further Controls in Place)	Severity (With Further Controls in Place)	Resultant Level of Risk with Further Controls in Place (L, M, H)
Fire	Duty Boat Crew	Fire extinguisher on board when in use	2	2	4 LOW					
Drowning	Duty Boat Crew	Life jackets should be worn at all times	1	5	5 LOW					
Fall Overboard	Duty Boat Crew	Life jackets should be worn at all times	2	2	4 LOW					
Out of communication with other people on shore	Duty Boat Crew	Mobile phone or handheld VHF radio should be available at all times	2	1	2 LOW					
Lack of knowledge of boat/engine	Duty Boat Crew	All members should receive training on use of engine prior to use All members should demonstrate competence to use the boat prior to use	2	2	4 LOW	Document key training points Maintain record of trained & competent members				
Insufficient manpower for task	Duty Boat Crew	Ensure there are sufficient people on board to complete the task safely with minimum of two In the event of an emergency, one person may take the duty boat out if they assess all the risks to themselves and consider it is safe to do so If perceived threat to boat or crew then call emergency services instead Duty boat should have:	2	1	2 LOW					
Mechanical breakdown, water ingress, out of fuel	Duty Boat Crew	- Annual inspection & service - Regular checks on all equipment (Fire extinguisher, life jackets, functioning bilge pumps, hand held VHF radio, ropes, boat hook, oars, rrollocks, anchor) - Pre-use checks (Fuel level, oil level, functioning bilge pump)	2	1	2 LOW					
Rough conditions, fog, darkness	Duty Boat Crew	Duty boat should not be taken out in rough weather, fog or darkness unless in an emergency situation Take powerful torch If perceived threat to boat or crew then call emergency services instead	3	2	6 LOW					
Hypothermia	Duty Boat Crew	Protective clothing to be worn in cold weather Duty boat lifted out and unavailable for use during winter	2	1	2 LOW					
Theft	HYC Finances or Other Boat Crew in Distress	Duty boat should be fastened up securely and key placed in key cupboard when not in use	2	3	6 LOW					

Issued by HYC General Committee  
13th January 2022

If you have any queries please contact the HYC Honorary Secretary

Summary of PPE Control Measures
 Oil Skins (In cold weather)
 Life Jacket
VHF Radio
Mobile Phone
Powerful Torch (In fog or darkness)

Likelihood (With Control Measures in Place)
1 Highly Improbable
2 Unlikely
3 Probable
4 Very Likely
5 Highly Probable

Severity (With Control Measures in Place)
1 Insignificant/Slight Injury
2 Minor Injury (No Lost Time)
3 Moderate Injury (Time Lost)
4 Major Injury
5 Permanent Injury or Fatality

**Significant Hazard: Use of Electric Power on Pontoons, Car and Boat Parks**

Risks Associated with Significant Hazard That Could Possibly Cause Harm	Who Might be Harmed?	Control Measures	Likelihood (With Controls in Place)	Severity (With Controls in Place)	Level of Risk with Controls in Place (L, M, H)	Further Remedial Measures to Control Risk (For Low Risks, any further remedial measures are considered helpful rather than essential)	Must be completed for existing Medium & High Level Risks			
							Target Completion Date	Likelihood (With Further Controls in Place)	Severity (With Further Controls in Place)	Resultant Level of Risk with Further Controls in Place (L, M, H)
Damaged leads and plugs	Members & Visitors	All installations, equipment and leads to be checked by qualified electrician (Fixed installations: Pontoons Annually / Yards 5 Yearly)	3	1	3	LOW				
Incorrect ratings on leads and plugs	Members & Visitors	(Portable Appliance Testing (includes extension leads) Annually)	3	1	3	LOW				
Incorrect plugs	Members & Visitors	Yards & Pontoons visually inspected + RCD Tested 6 Monthly by Mates or nominee	3	1	3	LOW				
Electric shock	Members & Visitors	All equipment to be checked prior to use	2	1	2	LOW				
Electrocution	Members & Visitors	Available power per socket restricted up to a maximum of 3.7kW (16amps)	1	5	5	LOW			2	
Rain and snow	Members & Visitors	Ensure all leads and plugs are fit for purpose	4	1	4	LOW				
Movement of cars, tractor etc. over leads	Members & Visitors	Outdoor connectors to be used for outdoor tasks	3	1	3	LOW				
Trip hazard	Members & Visitors	Avoid driving over leads	3	1	3	LOW				
Boat park and pontoons liable to be under water	Members & Visitors	Route leads to avoid trip hazards	3	1	3	LOW				
Unauthorised people on site	Trespassers/ Unauthorised Visitors	Ensure all extension lead connections are located above possible water line In the event of extreme high tides isolate electric supply to boat park	4	1	4	LOW				
Unattended use	Members & Visitors	Power supply to be turned off in all unsecured areas of the club when the premises are unattended	3	1	3	LOW				
	Members & Visitors	Regular checks by users that have unattended electrical power	4	1	4	LOW				

Issued by HYC General Committee  
13th January 2022

If you have any queries please contact the HYC Honorary Secretary

Summary of PPE Control Measures

Likelihood (With Control Measures in Place)
1 Highly Improbable
2 Unlikely
3 Probable
4 Very Likely
5 Highly Probable

Severity (With Control Measures in Place)
1 Insignificant/Slight Injury
2 Minor Injury (No Lost Time)
3 Moderate Injury (Time Lost)
4 Major Injury
5 Permanent Injury or Fatality

**Significant Hazard: Walking on Jetty and Pontoons**

Risks Associated with Significant Hazard That Could Possibly Cause Harm	Who Might be Harmed?	Control Measures	Likelihood (With Controls In Place)	Severity (With Controls In Place)	Level of Risk with Controls in Place (L, M, H)	Further Remedial Measures to Control Risk (For Low Risks, any further remedial measures are considered helpful rather than essential)	Must be completed for existing Medium & High Level Risks			
							Target Completion Date	Likelihood (With Further Controls In Place)	Severity (With Further Controls In Place)	Resultant Level of Risk with Further Controls in Place (L, M, H)
Slippery surface	Members & Visitors	Notice to be displayed - "Pontoons can be slippery especially in wet or icy weather. The use of non slip footwear is recommended at all times when using the pontoons."	3	1	3	LOW				
Unsafe footwear			2	1	2	LOW				
Icy and wet weather conditions	Members & Visitors		4	1	4	LOW				
Moving surface	Members & Visitors	Annual checks to be made on all walkways at each working weekend Berth holders to inform Mate of inefficient drums, broken planks or lights not working on the pontoon around their boat	4	1	4	LOW				
Angled surface	Members & Visitors	Berth holders are responsible for the maintenance of the portion of the pontoon to which their boat is moored	4	1	4	LOW				
Darkness	Members & Visitors	Use torch if visibility is impaired	3	1	3	LOW				
Clutter - ropes, boarding planks	Members & Visitors	All ropes and boarding ladders to be kept in to the side of the pontoon, especially important when leaving the creek Power leads should not trail across pontoon	3	1	3	LOW				
Distance and height of boats from pontoon	Members & Visitors	Members should provide themselves with boarding gang-plank if they foresee difficulty in accessing their boat	4	1	4	LOW				
Member's health related problems - mobility, balance, sight	Members & Visitors	Berth holders should ask for consideration when allocating berths if they have any significant health/mobility problems	3	1	3	LOW				
Falling in the haven	Members & Visitors	Lifelines should be placed on all pontoons Portable emergency escape ladders should be placed on pontoons	2	2	4	LOW				

Issued by HYC General Committee  
13th January 2022

If you have any queries please contact the HYC Honorary Secretary

Summary of PPE Control Measures
Non Slip Footwear

Likelihood (With Control Measures In Place)
1 Highly Improbable
2 Unlikely
3 Probable
4 Very Likely
5 Highly Probable





Severity (With Control Measures In Place)
1 Insignificant/Slight Injury
2 Minor Injury (No Lost Time)
3 Moderate Injury (Time Lost)
4 Major Injury
5 Permanent Injury or Fatality

**Significant Hazard: Use of Strimmer**

Risks Associated with Significant Hazard That Could Possibly Cause Harm	Who Might be Harmed?	Control Measures	Likelihood (With Controls in Place)	Severity (With Controls in Place)	Level of Risk with Controls in Place (L, M, H)	Further Remedial Measures to Control Risk (For Low Risks, any further remedial measures are considered helpful rather than essential)	Must be completed for existing Medium & High Level Risks			
							Target Completion Date	Likelihood (With Further Controls in Place)	Severity (With Further Controls in Place)	Resultant Level of Risk with Further Controls in Place (L, M, H)
Lack of knowledge of operating equipment	Club Members	All members should familiarise themselves with operating the equipment prior to use	3	1	3 LOW					
Debris thrown up in use	Club Members		4	1	4 LOW					
Inhaling dust	Club Members	Wear visor, gloves and safety shoes/boots	3	1	3 LOW					
Injury to operators eyes, face and feet	Club Members	Wear face mask when conditions are dusty	3	1	3 LOW					
Injury to others	Club Members	Watch for others approaching during use and turn strimmer off if necessary	2	1	2 LOW					
Back/shoulder strain due to weight and balance of equipment	Club Members	Ensure harness is correctly applied	3	1	3 LOW					
Cutting through cables	Club Members	Remove cables and other objects from the environment prior to use	2	1	2 LOW					
Petrol driven strimmer: Spillage of fuel catching fire	Club Members	Take care when refuelling and check for spillage, especially on clothing, immediately afterwards Avoid refuelling whilst engine is hot Provision of water hose and fire extinguisher	2	1	2 LOW					
Injury from faulty equipment	Club Members	Check equipment and leads before use	2	1	2 LOW					

Issued by HYC General Committee  
13th January 2022

*If you have any queries please contact the HYC Honorary Secretary*

Summary of PPE Control Measures
 <b>Gloves</b>
 <b>Respiratory Protection (In dusty conditions)</b>
 <b>Visor</b>
 <b>Safety Foot wear</b>
<b>Strimmer Support Harness</b>

Likelihood (With Control Measures in Place)
1 Highly Improbable
2 Unlikely
3 Probable
4 Very Likely
5 Highly Probable

Severity (With Control Measures in Place)
1 Insignificant/Slight Injury
2 Minor Injury (No Lost Time)
3 Moderate Injury (Time Lost)
4 Major Injury
5 Permanent Injury or Fatality







**Significant Hazard: Use of Boat Lift**

Risks Associated with Significant Hazard That Could Possibly Cause Harm	Who Might be Harmed?	Control Measures	Likelihood (With Controls in Place)	Severity (With Controls in Place)	Level of Risk with Controls in Place (L, M, H)	Further Remedial Measures to Control Risk (For Low Risks, any further remedial measures are considered helpful rather than essential)	Must be completed for existing Medium & High Level Risks			
							Target Completion Date	Likelihood (With Further Controls in Place)	Severity (With Further Controls in Place)	Resultant Level of Risk with Further Controls in Place (L, M, H)
		<b>See Control Measures for "Use of Tractor" &amp; "Use of Winch"</b>								
Dimensions of boat too long, too wide, too heavy	Club Members	Operators and boat owners must ensure the boat to be moved fits the hoist and is within safe working limits	3	2	6 LOW					
Incorrect slings	Club Members	Ensure correct slings are used and positioned correctly for boat to be lifted	3	2	6 LOW					
Boat unevenly suspended	Club Members	Ensure hooks are at same level on each side and chains operated in pairs	3	2	6 LOW					
Incorrectly coupled to winch/tractor	Club Members	Ensure rig/tractor/winch are coupled up correctly	2	2	4 LOW					
Tractor driver/winch operator unable to see/hear properly	Club Members	Designated person to direct tractor driver/winch operator by sign/shouting when manoeuvring hoist All people working with the lift should wear high visibility clothing	3	1	3 LOW					
Insufficient/uneven tyre pressures	Club Members	Check tyre pressures before use to ensure correct and even	2	2	4 LOW					
Faulty boat hoist mechanism	Club Members	Hoist and associated lifting equipment inspected every 6 months by qualified contractor	2	2	4 LOW					
Fraying of cable	Club Members	Hoist serviced every 6 months Checks on all equipment prior to use Wear gloves	2	2	4 LOW					
Parked in the way of other operations	Club Members	Ensure boat lift is parked clear of the slipway and not in the way of other operations when not in use	2	1	2 LOW					
No brake mechanism - Hoist can move on own	Club Members	Wheels to be chocked up at all times when not actually moving, both when in use and while parked	2	2	4 LOW					
Insufficient working area	Club Members	Ensure working area is sufficient and clear e.g. boats/trailers/cars/other people etc.	3	1	3 LOW					
Boats/trailers/cars in the way	Club Members		3	1	3 LOW					
Too many people in the working area	Club Members		3	1	3 LOW					
Darkness	Club Members	Ensure working area is well lit	2	1	2 LOW					
Insufficient workforce	Club Members	Ensure sufficient people are available for task in hand, at least 2 people plus tractor driver	2	2	4 LOW					
Inexperienced workforce	Club Members	All operators should have received instruction All operators should demonstrate competence to use the equipment to Mate or other designated Committee member	3	2	6 LOW	Develop procedure for use of the winch and boat lift (Addressed in Risk Assessment for Winch) Maintain record of trained & competent members				
Skiddy slipway (Due to mud or ice)	Club Members	Water jet slipway free of mud/grime and apply rock salt to ice patches	3	1	3 LOW					
Fall from height (From boat lift or platform at slipway)	Club Members	Secure chains that protect openings at hoist platform ends	3	3	9 MEDIUM	Fit fall protection on platform at Brough slipway	31/09/2021	2	3	6 LOW
Injury from overhead equipment	Club Members	Wear hard hats or bump hats when beneath overhead equipment Avoid going directly beneath boat whilst lifted other than for the positioning of supports when the boat is just clear from the ground	3	1	3 LOW					
Injury from handling of equipment	Club Members	Wear gloves and safety shoes/boots	3	1	3 LOW					

Issued by HYC General Committee  
13th January 2022

If you have any queries please contact the HYC Honorary Secretary

Summary of PPE Control Measures
 <b>Gloves</b>
 <b>High Visibility Clothing</b>
 <b>Safety Footwear</b>
 <b>Hard Hat or Bump Hat (In region beneath overhead equipment)</b>

Likelihood (With Control Measures in Place)
1 Highly Improbable
2 Unlikely
3 Probable
4 Very Likely
5 Highly Probable




Severity (With Control Measures in Place)
1 Insignificant/Slight Injury
2 Minor Injury (No Lost Time)
3 Moderate Injury (Time Lost)
4 Major Injury
5 Permanent Injury or Fatality

**Significant Hazard: Use of Tractor**

Risks Associated with Significant Hazard That Could Possibly Cause Harm	Who Might be Harmed?	Control Measures	Likelihood (With Controls in Place)	Severity (With Controls in Place)	Level of Risk with Controls in Place (L, M, H)	Further Remedial Measures to Control Risk (For Low Risks, any further remedial measures are considered helpful rather than essential)	Must be completed for existing Medium & High Level Risks			
							Target Completion Date	Likelihood (With Further Controls in Place)	Severity (With Further Controls in Place)	Resultant Level of Risk with Further Controls in Place (L, M, H)
Run over or crushed by tractor	Club Members	High visibility vests to be worn by those assisting the driver Keep clear of moving tractor Avoid standing between tractor & trailer/hoist during coupling up	2	2	4 LOW					
Incorrect coupling up of trailer/hoist to tractor	Club Members	Check couplings before moving off	2	2	4 LOW					
Incorrect operation of controls to lift couplings	Club Members		2	1	2 LOW					
Clutter accumulating around driving controls	Club Members		3	1	3 LOW					
Cluttered environment	Club Members		3	1	3 LOW					
Restricted visibility outside the cab	Club Members		3	1	3 LOW					
Noise in cab hindering hearing	Club Members	Designated person to direct/assist driver and ensure understanding	3	1	3 LOW					
Mechanical failure of Tractor	Club Members	Annual servicing of tractor Regular checks on equipment Pre-use checks including a brake function check	2	2	4 LOW					
Boat/trailer/hoist to be moved too heavy	Club Members	Ensure boat/trailer/hoist to be moved are within the safe working limits	4	2	8 MEDIUM	Brough tractor limited to maximum 5 Tonne boat capacity for launch/recovery on slipway Update procedure for Brough tractor and boat lift accordingly, fit sign/label on tractor and inform all authorised tractor drivers	30/09/2021	2	2	4 LOW
Theft	Club Finances	Ensure steering wheel lock is fitted after use Keys for tractor and steering lock placed in key cupboard when not in use	2	3	6 LOW					
Unauthorised use	Club Members	Ensure battery isolator key is turned off when not in use	2	2	4 LOW					
Lack of knowledge of tractor	Club Members	All drivers to receive training on all aspects prior to use All drivers to demonstrate competence in use of tractor to Mate or other designated Committee member Mates to display names of authorised drivers on noticeboard	3	2	6 LOW	Document key training points for tractor operation				
Ability to drive tractor and trailer together	Club Members	Ensure sufficient workforce for the task in hand, at least 2 plus driver when moving trailer/hoist	2	2	4 LOW					
Personal injury from movement of parts or handling of equipment	Club Members	Wear gloves and safety shoes/boots by those assisting the driver	3	1	3 LOW					

Issued by HYC General Committee  
13th January 2022

If you have any queries please contact the HYC Honorary Secretary

Summary of PPE Control Measures	
	Gloves (By those assisting the driver)
	High Visibility Clothing (By those assisting the driver)
	Safety Foot wear (By those assisting the driver)

Likelihood (With Control Measures in Place)
1 Highly Improbable
2 Unlikely
3 Probable
4 Very Likely
5 Highly Probable



Severity (With Control Measures in Place)
1 Insignificant/Slight Injury
2 Minor Injury (No Lost Time)
3 Moderate Injury (Time Lost)
4 Major Injury
5 Permanent Injury or Fatality

**Significant Hazard: Use of Winch**

Risks Associated with Significant Hazard That Could Possibly Cause Harm	Who Might be Harmed?	Control Measures	Likelihood (With Controls in Place)	Severity (With Controls in Place)	Level of Risk with Controls in Place (L, M, H)	Further Remedial Measures to Control Risk (For Low Risks, any further remedial measures are considered helpful rather than essential)	Must be completed for existing Medium & High Level Risks			
							Target Completion Date	Likelihood (With Further Controls in Place)	Severity (With Further Controls in Place)	Resultant Level of Risk with Further Controls in Place (L, M, H)
Incorrect coupling of winch cable	Club Members	Check couplings before moving	2	2	4 LOW					
Boat/trailers to be moved too heavy	Club Members	Ensure boat/trailers to be moved are within the safe working limits	2	2	4 LOW					
Cable wound up on drum incorrectly	Club Members	Ensure cable coils in correctly after use	2	2	4 LOW					
Fraying of winch cable	Club Members	Winch and associated lifting equipment inspected every 6 months by qualified contractor	2	2	4 LOW					
Brake failure	Club Members	Winch serviced every 6 months	2	2	4 LOW					
Shear pin failure	Club Members	Checks on all equipment prior to use	2	2	4 LOW					
Electrical control button failure	Club Members	Wear gloves	2	2	4 LOW					
Lack of control of winch	Club Members	All members to receive instruction prior to use	3	3	9 MEDIUM	Use lock to restrict/control usage	31/09/2021	2	3	6 LOW
Lack of knowledge of equipment and use	Club Members	All members should demonstrate competence in use of equipment prior to use to Mate or other designated Committee member	3	3	9 MEDIUM	Develop procedure for use of the winch and boat lift Mates to display names of authorised operators on noticeboard	31/09/2021	2	3	6 LOW
Winch cable failure and cable whip	Club Members	Stand clear of all moving parts and winch cable Define arc of danger and cordon off when using mid point snatch block	3	3	9 MEDIUM	Within procedure for use of winch and boat lift, include the need to define arc of danger and cordon off when using mid point snatch block	31/09/2021	2	3	6 LOW
Trapping hands/clothing in machinery	Club Members	Ensure machinery guards are secure	2	3	6 LOW					
Injury from handling of equipment	Club Members	Wear gloves and safety shoes/boots	3	1	3 LOW					
Insufficient people for task	Club Members	Ensure sufficient people for the task	2	1	2 LOW					
Clutter in line of cable and around winch	Club Members	Make sure working area is clear before starting	2	1	2 LOW					
People tripping over cable	Club Members	Highlight position of cable when left unattended e.g. barrels, cones	3	2	6 LOW					
Darkness	Club Members	Make sure lower car park lights are on in poor visibility	2	1	2 LOW					

Issued by HYC General Committee  
13th January 2022

If you have any queries please contact the HYC Honorary Secretary

Summary of PPE Control Measures
 <b>Gloves</b>
 <b>Safety Footwear</b>

Likelihood (With Control Measures in Place)
1 Highly Improbable
2 Unlikely
3 Probable
4 Very Likely
5 Highly Probable




Severity (With Control Measures in Place)
1 Insignificant/Slight Injury
2 Minor Injury (No Lost Time)
3 Moderate Injury (Time Lost)
4 Major Injury
5 Permanent Injury or Fatality

**Significant Hazard: Use of Mast Derrick**

Risks Associated with Significant Hazard That Could Possibly Cause Harm	Who Might be Harmed?	Control Measures	Likelihood (With Controls in Place)	Severity (With Controls in Place)	Level of Risk with Controls in Place (L, M, H)		Further Remedial Measures to Control Risk (For Low Risks, any further remedial measures are considered helpful rather than essential)	Must be completed for existing Medium & High Level Risks			
								Target Completion Date	Likelihood (With Further Controls in Place)	Severity (With Further Controls in Place)	Resultant Level of Risk with Further Controls in Place (L, M, H)
Winch, cable, shackle, sling or rope failure	Club Members	Mast derrick and associated lifting equipment inspected every 6 months by qualified contractor Mast derrick winch/pulleys serviced every 6 months	2	2	4	LOW					
Fraying of cable		Checks on all equipment prior to use Ensure all couplings are secure prior to lifting Wear gloves	2	2	4	LOW					
Incorrect winding of cable on drum	Club Members	Ensure cable winds around the drum properly	3	2	6	LOW					
Carrying mast to and from derrick	Club Members	Use mast trolley	3	2	6	LOW					
Insufficient people for task	Club Members	Designate person to coordinate procedure Ensure sufficient people available for job	2	2	4	LOW					
Lack of knowledge for procedure	Club Members	At least 1 member should have received training to use equipment and demonstrated competence to use the equipment to Mates or other designated Committee member	3	2	6	LOW	Document key training points Maintain record of trained & competent members				
Injury from overhead equipment	Club Members	Wear hard hats or bump hats when beneath overhead equipment Attach tag line to equipment being lifted in order to provide control Avoid going directly beneath equipment being lifted and swung Secure shrouds at base of mast to prevent swinging loose or snagging	2	1	2	LOW					
Injury from handling of equipment	Club Members	Wear gloves and safety shoes/boots	3	1	3	LOW					
Clutter on jetty and walkway	Club Members	Make sure working area is clear before starting	3	2	6	LOW					
Fall from height	Club Members	Secure chains that protect openings on mast derrick platform Take care whilst transitioning between ladder and pontoon	2	3	6	LOW					
Darkness	Club Members	Ensure working area is well lit	2	1	2	LOW					

Issued by HYC General Committee  
13th January 2022

*If you have any queries please contact the HYC Honorary Secretary*

Summary of PPE Control Measures	
	Gloves
	Safety Footwear
	Hard Hat or Bump Hat (In region beneath overhead equipment)

Likelihood (With Control Measures in Place)
1 Highly Improbable
2 Unlikely
3 Probable
4 Very Likely
5 Highly Probable


Severity (With Control Measures in Place)
1 Insignificant/Slight Injury
2 Minor Injury (No Lost Time)
3 Moderate Injury (Time Lost)
4 Major Injury
5 Permanent Injury or Fatality

**Significant Hazard: Use of Ride-on Mower**

Risks Associated with Significant Hazard That Could Possibly Cause Harm	Who Might be Harmed?	Control Measures	Likelihood <small>(With Controls in Place)</small>	Severity <small>(With Controls in Place)</small>	Level of Risk with Controls in Place <small>(L, M, H)</small>	Further Remedial Measures to Control Risk <small>(For Low Risks, any further remedial measures are considered helpful rather than essential)</small>	Must be completed for existing Medium & High Level Risks			
							Target Completion Date	Likelihood <small>(With Further Controls in Place)</small>	Severity <small>(With Further Controls in Place)</small>	Resultant Level of Risk with Further Controls in Place <small>(L, M, H)</small>
Lack of knowledge of operating this equipment	Club Members	Members to ask the mate to demonstrate its correct use prior to using mower for the first time	3	2	6 LOW					
Debris thrown up in use	Club Members	Eye protection must be worn	4	1	4 LOW					
Injury to operator eyes, feet and hands	Club Members	Cutting blade will not operate unless driver is seated on mower	4	1	4 LOW					
Injury to others	Club Members	Watch for others approaching during use and turn stop if necessary	2	1	2 LOW					
Cutting through cables	Club Members	Remove cables and other objects from the environment prior to use	3	1	3 LOW					
Spillage of fuel catching fire	Club Members	Take care when refuelling and check for spillage, especially on clothing, immediately afterwards Exercise particular caution if refuelling whilst engine is hot Provision of water hose and fire extinguisher	2	1	2 LOW					
Component failure causing flying particles or fire	Club Members	Ride-on-mower to be serviced annually The mower is to be returned to its hard-standing and covered after use	2	1	2 LOW					

Issued by HYC General Committee  
13th January 2022

*If you have any queries please contact the HYC Honorary Secretary*

Summary of PPE Control Measures
 Eye Protection

Likelihood (With Control Measures in Place)
1 Highly improbable
2 Unlikely
3 Probable
4 Very Likely
5 Highly Probable






Severity (With Control Measures in Place)
1 Insignificant/Slight Injury
2 Minor Injury (No Lost Time)
3 Moderate Injury (Time Lost)
4 Major Injury
5 Permanent Injury or Fatality

**Significant Hazard: Hand Mowers**

Risks Associated with Significant Hazard That Could Possibly Cause Harm	Who Might be Harmed?	Control Measures	Likelihood (With Controls in Place)	Severity (With Controls in Place)	Level of Risk with Controls in Place (L, M, H)	Further Remedial Measures to Control Risk (For Low Risks, any further remedial measures are considered helpful rather than essential)	Must be completed for existing Medium & High Level Risks			
							Target Completion Date	Likelihood (With Further Controls in Place)	Severity (With Further Controls in Place)	Resultant Level of Risk with Further Controls in Place (L, M, H)
Lack of knowledge of operating this equipment	Club Members	Members to ask the mate to demonstrate its correct use prior to using mower for the first time	3	2	6 LOW					
Debris thrown up in use	Club Members	Eye protection must be worn	4	1	4 LOW					
Injury to operator eyes, feet and hands	Club Members	Cutting blade will not operate unless operator holds auto cut off	4	1	4 LOW					
Injury to others	Club Members	Watch for others approaching during use and turn stop if necessary	2	1	2 LOW					
Cutting through cables	Club Members	Operate mower so cable is away from cutting mechanism. Remove other cables and other objects from the environment prior to use	3	1	3 LOW					
Spillage of fuel catching fire	Club Members	Take care when refuelling and check for spillage, especially on clothing, immediately afterwards Exercise particular caution if refuelling whilst engine is hot Provision of water hose and fire extinguisher	2	1	2 LOW					
Component failure causing flying particles or fire	Club Members	Mowers to be inspected annually The mower is to be returned to its place of storage after use	2	1	2 LOW					

Issued by HYC General Committee  
13th January 2022

If you have any queries please contact the HYC Honorary Secretary

Summary of PPE Control Measures	
	Gloves
	High Visibility Clothing
	Eye Protection
	Ear Defenders
	Safety Footwear

Likelihood (With Control Measures in Place)
1 Highly Improbable
2 Unlikely
3 Probable
4 Very Likely
5 Highly Probable

Severity (With Control Measures in Place)
1 Insignificant/Slight Injury
2 Minor Injury (No Lost Time)
3 Moderate Injury (Time Lost)
4 Major Injury
5 Permanent Injury or Fatality

**Significant Hazard: Tools**

Risks Associated with Significant Hazard That Could Possibly Cause Harm	Who Might be Harmed?	Control Measures	Likelihood (With Control in Place)	Severity (With Control in Place)	Level of Risk with Controls in Place (L, M, H)	Further Remedial Measures to Control Risk (For Low Risks, any further remedial measures are considered helpful rather than essential)	Must be completed for existing Medium & High Level Risks			
							Target Completion Date	Likelihood (With Further Controls in Place)	Severity (With Further Controls in Place)	Resultant Level of Risk with Further Controls in Place (L, M, H)
Lack of knowledge of operating this equipment	Club Members	Members to ask the mate to demonstrate its correct use prior to using mower for the first time. Advice notices to be adhered to.	3	2	6 LOW					
Debris thrown up in use	Club Members	Eye protection must be worn	4	1	4 LOW					
Injury to operator eyes, feet and hands	Club Members	Check working area is safe, wear PPE, ensure guards are in place	3	1	3 LOW					
Injury to others	Club Members	Watch for others approaching during use and turn stop if necessary	2	1	2 LOW					
Cutting through cables and other unintentional material	Club Members	Operate tool so cable is away from cutting mechanism. Remove other cables and other objects/material from the environment prior to use	3	1	3 LOW					
Component failure causing flying particles or fire	Club Members	Equipment to be inspected annually Equipment is to be returned to its place of storage after use	2	1	2 LOW					

Issued by HYC General Committee  
13th January 2022

*If you have any queries please contact the HYC Honorary Secretary*

Summary of PPE Control Measures
Gloves
High Visibility Clothing
Eye Protection
Ear Defenders
Respiratory Protection
Visor
Welding Mask
Safety Footwear
Hard Hat or Bump Hat
Overalls

Likelihood (With Control Measures in Place)
1. Highly Improbable
2. Unlikely
3. Probable
4. Very Likely
5. Highly Probable

Severity (With Control Measures in Place)
1. Insignificant/Slight Injury
2. Minor Injury (No Lost Time)
3. Moderate Injury (Time Lost)
4. Major Injury
5. Permanent Injury or Fatality